

# RHEOLATE<sup>®</sup> 150

Application Leaflet

HASE based thickener for decorative paint systems



## Key Benefits

- ❖ Effective for low cost mid to high pvc paint systems
- ❖ Efficient low-mid shear viscosity builder
- ❖ Good balance of flow and levelling

## Introduction

RHEOLATE® 150 is a cost effective and versatile **H**ydrophobically **M**odified **A**lkali **S**wellable (abbreviation HASE) thickener in an easy to use emulsion form designed to provide excellent low shear viscosity build. It is particularly cost effective in mid to high PVC formulations.

RHEOLATE® 150 can be used alone or in combination with other rheological modifiers, e.g. HEC or PU thickeners, to achieve the desired flow performance. It imparts good sag and spatter resistance along with improved levelling and syneresis control and good colour acceptance.

## Benefits and Features

- Effective for low cost mid to high pvc latex paint systems
- Efficient low to mid shear viscosity builder
- Good balance of flow and levelling
- Easy to handle and formulate
- Potential alternative to HEC

## Chemical and physical data

Composition	Acrylic emulsion in water
Appearance	Milky white liquid
Active content [%]	28.5% - 31.5%
pH value	ca. 2.3
Solvent	Water
Specific gravity [g/cm <sup>3</sup> ]	Ca. 1.05

## Incorporation and handling

RHEOLATE® 150 is an alkali swellable thickener and requires proper pH adjustment with an alkali (like ammonium hydroxide or aminomethyl propanol) for complete activation. In a typical latex paint, a pH of 9 is usually recommended.

Addition is normally made in the let-down. At this stage RHEOLATE® 150 can be added slowly to the formulation under good mixing without dilution. Under slow speed mixing conditions, dilution with water (RHEOLATE® 150: water ratio 1:1 to 1:5 by weight) is recommended to ensure efficient activation of the additive and avoid possible shock or de-stabilization. RHEOLATE® 150 can also be used together with other rheological additives to achieve the desired performance properties.

## Technical evaluation

RHEOLATE® 150 has been evaluated versus a leading Market reference competitive shear-thinning HASE thickener in a Styrene Acrylic pvc 50 paint.

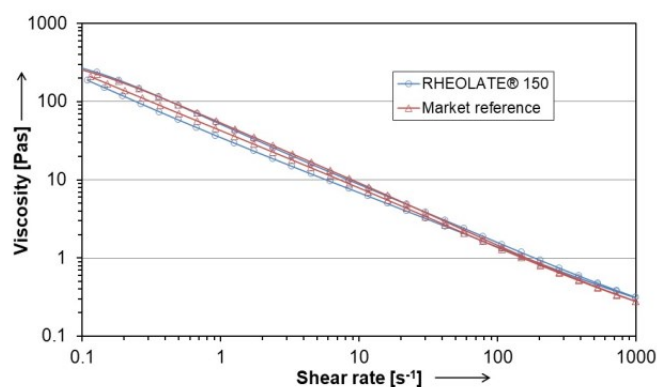
The viscosity data can be found in the below *Result table 1*.

	Concentration [%]	KU viscosity [Units]	High-shear/ICI viscosity [P]	Brookfield viscosity [mPas]
RHEOLATE® 150	0.7	102	0.70	9200
Market reference	0.6	101	0.65	9550

**Result table 1:** Viscosity data

Prior to the viscosity measurements, both samples were adjusted to equal Krebs-Stormer (KU) viscosity of 100 units. At this mid shear viscosity, RHEOLATE® 150 provides very similar Brookfield and high-shear/ICI viscosity values. In terms of the required loading levels in order to achieve equal KU viscosity only slight variations can be observed.

Comparing the entire picture of flow characteristics (*Figure 1*), very similar results can be observed.



**Figure 1:** Activation

The both viscosity curves show that the rheological characteristics are very similar over the entirely measured range of shear rates.

Almost equal flow characteristics are also shown by equal application properties as visualized in *Result table 2*.

	Sagging [µm]	Levelling 0 = poor 10 = excellent	Brush-Out 0 = poor 5 = excellent	Roller Spatter 0 = poor 5 = excellent	KU stability [ΔKU]
RHEOLATE® 150	> 500	0	1	1	-5
Market reference	> 500	0	1	1	-2

**Result table 2:** Application properties

It becomes visible that RHEOLATE® 150 provides besides equal rheology also identical application properties such as levelling, sag and roller spattering characteristics as well as viscosity stability after tinting with an organic blue colorant. .

## HEC replacement

In this example, a standard HEC additive was partially replaced with RHEOLATE® 150 (Result table 3). The target viscosity of the system was set to about 100 KU units.

The performance was studied with the original styrene acrylic pvc 50 paint as well as after further dilution with 10% water which is often practised.

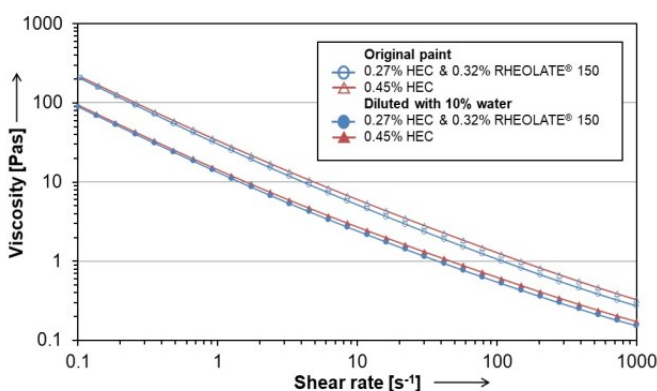
	Concentration [%]	KU viscosity [Units]	High-shear/ICI viscosity [P]	Brookfield viscosity [mPas]
<b>PVC 50 Styrene acrylic</b>				
HEC	0.45	100	1.0	1600
HEC RHEOLATE® 150	0.27 0.32	98	0.9	1670
<b>PVC 50 Styrene acrylic, diluted with 10% water</b>				
HEC	0.45	83	0.6	800
HEC RHEOLATE® 150	0.27 0.32	79	0.6	750

**Result table 3:** Influence on the viscosity build

It becomes visible the use of a replacement of 40% of the originally formulated HEC content by RHEOLATE® 150 is generally possible. After readjusting the original Krebs-Stormer viscosity of 100 units, also the high-shear/ICI and Brookfield values can be matched.

With a dilution of the paint by 10% water which is often practices prior to the use, the viscosity loss in the mid shear rate range is similar to the sample with pure HEC.

Determining the rheological characteristics as shown in Figure 2, displays that the conditions of the non-diluted and the diluted paint are very similar with both, the stand alone HEC and the combination of HEC and RHEOLATE® 150.



**Figure 2:** Flow curves

The relation of the discussed rheological properties to the application behaviour is shown in Result table 4.

	Sagging [µm]	Levelling 0 = poor 10 = excellent	Brush-out 0 = poor 5 = excellent	Roller spatter 0 = poor 5 = excellent	Open time [min]
<b>pvc 50 styrene acrylic</b>					
HEC	600	0	2	3	55
HEC RHEOLATE® 150	1000	0	2	3	60
<b>pvc 50 styrene acrylic + 10% water</b>					
HEC	350	3	2	0	50
HEC RHEOLATE® 150	500	4	3	1-2	55

Legend: improved (green), equal (blue), remains behind (red)


**Result table 4:** Application properties

In terms of the application properties, the combination of HEC and RHEOLATE® 150 acts beneficial compared to the paint equipped with pure HEC. In case of the undiluted samples, the sag control has significantly improved with the combination.

However, the benefits are even more pronounced in case of the diluted paint samples. Also in these cases the improvement of the sag control has to be named first. The combination of both rheology modifiers comes very close to the maximum applicable layer thickness of the undiluted paint formulated with just HEC.

Further remarkable benefits of the combinations are improvements in levelling, by blade as well as by brush, the roller spatter tendency and the open time.

The mentioned differences in sag and levelling are displayed in Figure 3.



**Figure 3:** Sag and levelling

## Conclusion

The use of RHEOLATE® 150 HASE rheological additive provides excellent paint application properties:

- Superb thickening efficiency
- Good sag/levelling balance
- No influence on colour stability
- Good spatter resistance compared to HEC

RHEOLATE® 150 is a low viscosity liquid, easy to handle and easy to incorporate into the manufacturing process. It is solvent- and APEO-free, low odour, and is ideal for low or zero VOC applications.

RHEOLATE® 150 matches the performance of the leading Market reference in a range of latex systems. It is particularly effective in mid-PVC paints.

## Appendix

### Test formulation:

Raw material	Concentration [%]	Function	Supplier
<b>Millbase stage</b>			
Tapwater	14.90	Diluent	
<b>Add under stirring in the denoted order</b>			
Sodium polyphosphate	0.10	Softener	ICL
NUOSPERSE® FX 504	0.10	Wetting agent	Elementis
DAPRO® DF 17	0.30	Defoamer	Elementis
Titanium dioxide	5.80	Pigment	Kronos
Calcium carbonate, various particle size	30.9	Extender	Omya
MICROTALC® IT Extra	3.40	Extender	Elementis
Aluminium silicate	1.50	Extender	Evonik
<b>Grind for 15 min. at 10 m/s.</b>			
<b>Add and stir for further 10 minutes at low speed</b>			
DAPRO® FX 511	0.80	Coalescing agent	Elementis
Acronal S 790	32.10	Binder	BASF
DAPRO® DF 17	0.10	Defoamer	Elementis
Tapwater	9.70-X	Diluent	
<b>Add and stir slightly for 10 min.</b>			
Rheological additive(s)	X	Rheological additive	
Ammonia Solution w=25%	0.20	pH adjustment	
Preservative	0.10	In can preservative	Schülke&Mayr
	100.00		

## Test methods:

### KU viscosity

KU describes the Krebs-Stormer viscosity. Typically the mid-shear or appearing in-can viscosity is represented.

### High-shear/ICI viscosity

Indicates the viscosity at high shear rates of 10000 s<sup>-1</sup> measured by a cone/plate equipped ICI viscometer.

### Rheology measurements

Determined using the Anton-Paar MCR 301 rheometer, equipped with PP 50 measuring geometry at a gap width of 1 mm, at a temperature of 23°C.

### Sag control

Sag stability tested using test blade 500 – 50µm; the larger the bar, the better the result.

### Levelling (blade)

Levelling was determined using test blade 419 and after brush application. The characteristics were judged visually on a scale from 0 to 10 (in case of blade testing) and 1 to 5 (in case of brush-out testing). The higher the mentioned number indicates better performance.

### Levelling (Brush-out)

25g of paint brushed out equally on leneta chart; levelling was evaluated relatively after 24 h drying time at room temperature

### Viscosity stability after tinting

Determined after the addition of 1% of an organic blue containing colorant. Incorporated for 10 minutes in the Scandex shaker. Viscosity stability was measured using the KU viscosimeter.

### Roller spatter behaviour

40g of paint rolled on vertical wall (10 times up & down); Spatters collected on black chart underneath and judged visually

### Open time

Open time test performed in accordance; with ASTM #7488-11. Layer thickness applied at a layer thickness of 250 µm on leneta charts.



NOTE: The information herein is currently believed to be accurate. We do not guarantee its accuracy. Purchasers shall not rely on statements herein when purchasing any products. Purchasers should make their own investigations to determine if such products are suitable for a particular use. The products discussed are sold without warranty, express or implied, including a warranty of merchantability and fitness for use. Purchasers will be subject to a separate agreement which will not incorporate this document.

© Copyright 2021, Elementis, Inc. All rights reserved. Copying and/or downloading of this document or information therein for republication is not allowed unless prior written agreement is obtained from Elementis Specialties, Inc.

® Registered trademark of Elementis, Inc.

## **North America**

Elementis  
469 Old Trenton Road  
East Windsor,  
NJ 08512, USA  
Tel:+1 609 443 2500  
Fax:+1 609 443 2422

## **Europe**

Elementis UK Ltd.  
c/o Elementis GmbH  
Stolberger Strasse 370  
50933 Cologne, Germany  
Tel:+49 221 2923 2066  
Fax:+49 221 2923 2011

## **Asia**

Deuchem (Shanghai) Chemical Co., Ltd.  
99, Lianyang Road  
Songjiang Industrial Zone  
Shanghai, China 201613  
Tel:+86 21 5774 0348  
Fax:+86 21 5774 3563